

## Site C Employment by Month: December 2017

The tables below show the latest Site C employment numbers.<sup>1 2</sup>

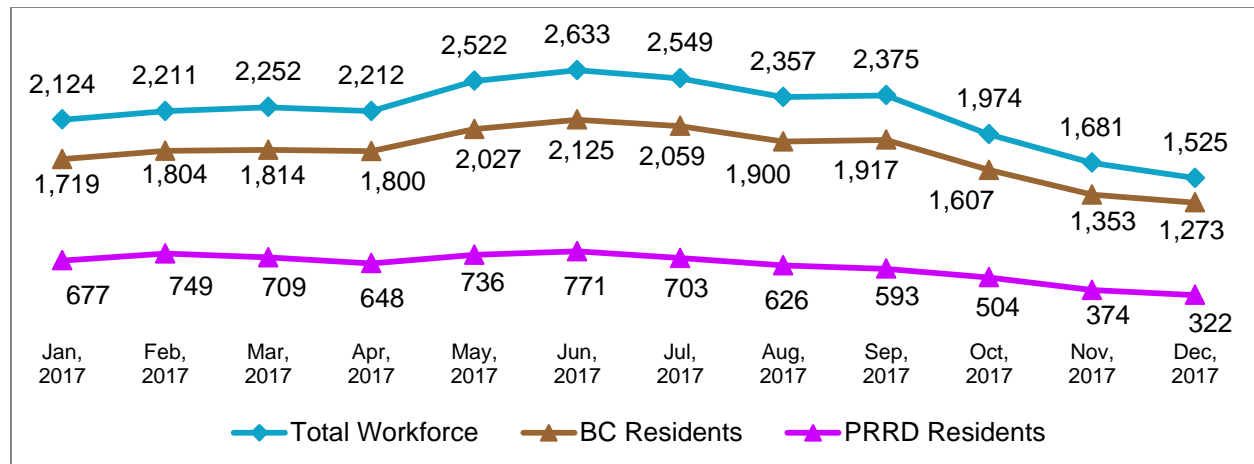
### December 2017 Highlights

- The latest employment statistics show that there were 1,525 total workers on the Site C project in December 2017.
- Of the total workers, 1,273 were from British Columbia, or 83%.
- There were 322 workers on site from the Peace River Regional District — that's 31% of the Construction and Non-Construction contractor's workforce.

Site C Employment Statistics – December 2017				
	# of Total Workers	# of B.C. Primary Residents	% of B.C. Workers	# (and %) of Peace River Regional District Primary Residents
<b>Construction and Non-Construction Contractors<sup>3</sup></b> <i>Excludes work performed outside of B.C. (e.g., Manufacturing)</i>	1,036	817	79%	322 (31%)
<b>Engineers and Project Team<sup>4</sup></b>	489	456	93%	---
<b>Total Workforce</b>	1,525	1,273	83%	---

### Annual Trending

As with any construction project, the number of workers — and the proportion from any particular location — will vary month-to-month and also reflects the seasonal nature of construction work.



1 Employment numbers are direct only and do not capture indirect or induced employment.

2 Employment numbers are provided by Site C contractors and consultants. Numbers are subject to revision and corrections provided by contractors and consultants. Data not received by project deadline may not be included in the above numbers.

3 Construction and Non-Construction Contractors includes work performed on Site C dam site, transmission corridor, reservoir clearing area, public roadwork, worker accommodation and services.

4 Engineers and Project Team are comprised of both onsite and offsite workers. The Project Team includes consultants, BC Hydro Construction Management and other Site C project staff. An estimate is provided where possible if primary residency is not given.

## Site C Employment by Month: December 2017

### Apprentices:

As with any construction project, the number of apprentices will vary depending on the type work being performed. As construction progresses, there will be additional opportunities for apprentices on the project, as apprenticeship opportunities will significantly increase after the Generating Station and Spillways Civil contractor mobilizes to site. There will also be additional opportunities with the installation of the turbines and generators. There were 8 apprentices employed during the month of December 2017.

### International Workers

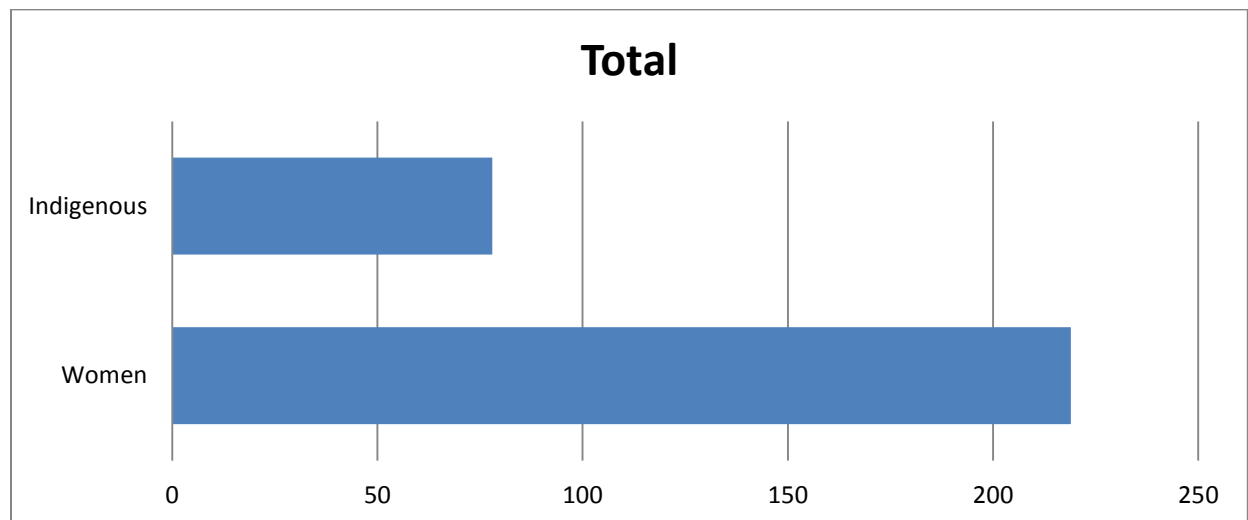
BC Hydro has contracted companies for major contracts, who have substantial global expertise. During the month of December 2017, there were 4 workers in a specialized position working for Site C Construction and Non-Construction Contractors, which were subject to the Labour Market Impact Assessment process under the federal Temporary Foreign Worker Program. Additionally, there were 27 management and professionals working for Site C Construction and Non-Construction Contractors through the federal International Mobility Program.

### Indigenous

There were 78 Indigenous people working for Site C Construction and Non-Construction Contractors. The number of indigenous people was provided by on-site Construction and Non-Construction contractors that have a contractual requirement to report on indigenous inclusion in their workforce. Workers voluntarily self-declare their indigenous status to their employer.

### Women

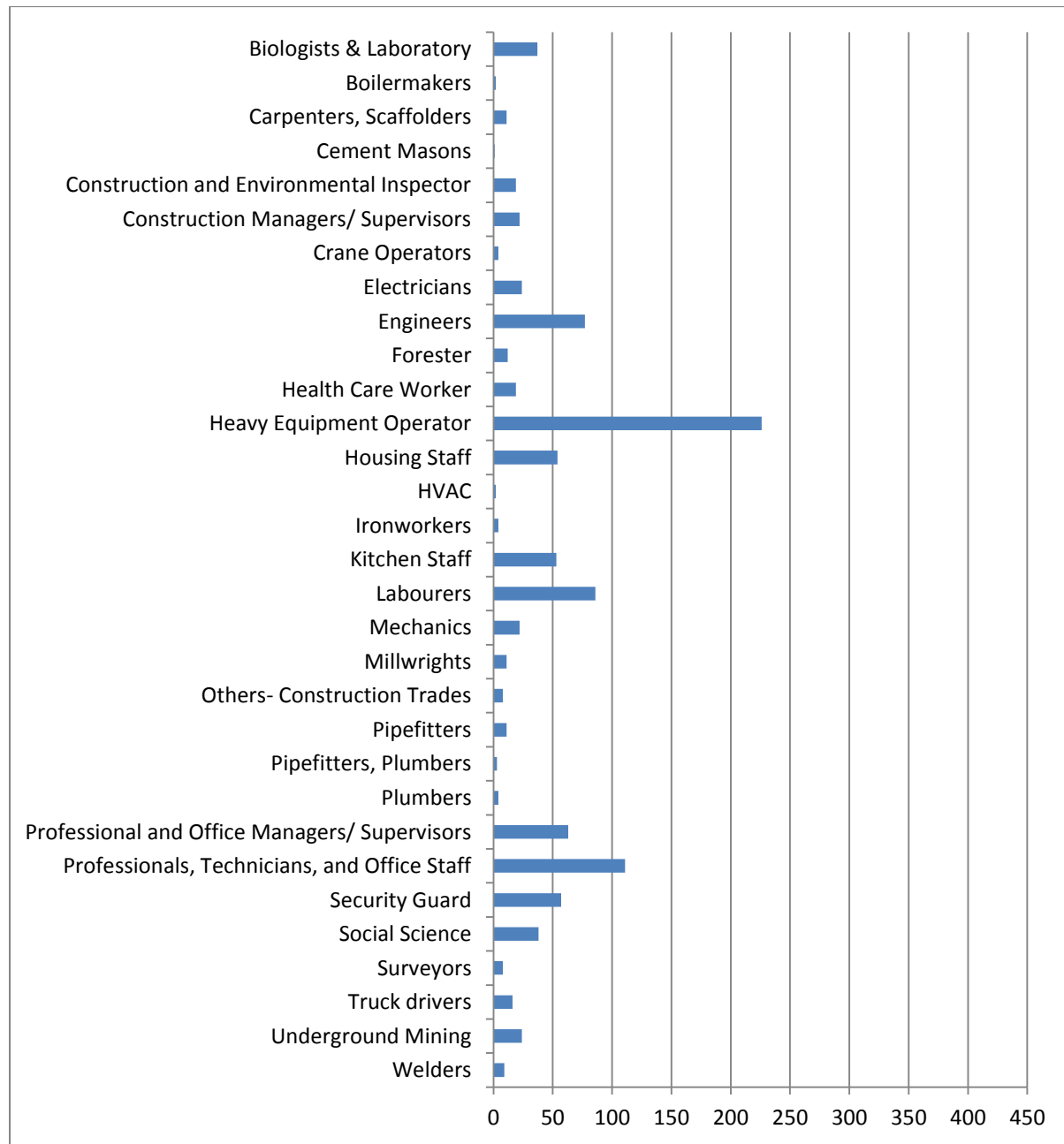
There were 219 women working for Site C Construction and Non-Construction contractors. The number of women was provided by on-site Construction and Non-Construction contractors that have a contractual requirement to report on the number of women in their workforce.



## Site C Construction and Non-Construction Contractors' Job Groupings (December 2017)

The table below shows<sup>5</sup> the latest Site C Construction and Non-Construction Contractors numbers<sup>6</sup>, broken down by job groupings. As with any construction project, the number and type of workers will vary due to the seasonal nature of construction work and the type of work performed.

The data below is reflective of Construction and Non-Construction Contractors that are required to provide job classification data. Job classification data not required by contractors is also noted. Data provided by Site C contractors are subject to revision. Data not received by project deadline may not be included in the numbers.



<sup>5</sup> Employment numbers are direct only and do not capture indirect or induced employment.

<sup>6</sup> Construction and Non-Construction Contractors includes work performed on Site C dam site, transmission corridor, reservoir clearing area, public roadwork, worker accommodation and services, and office staff.